

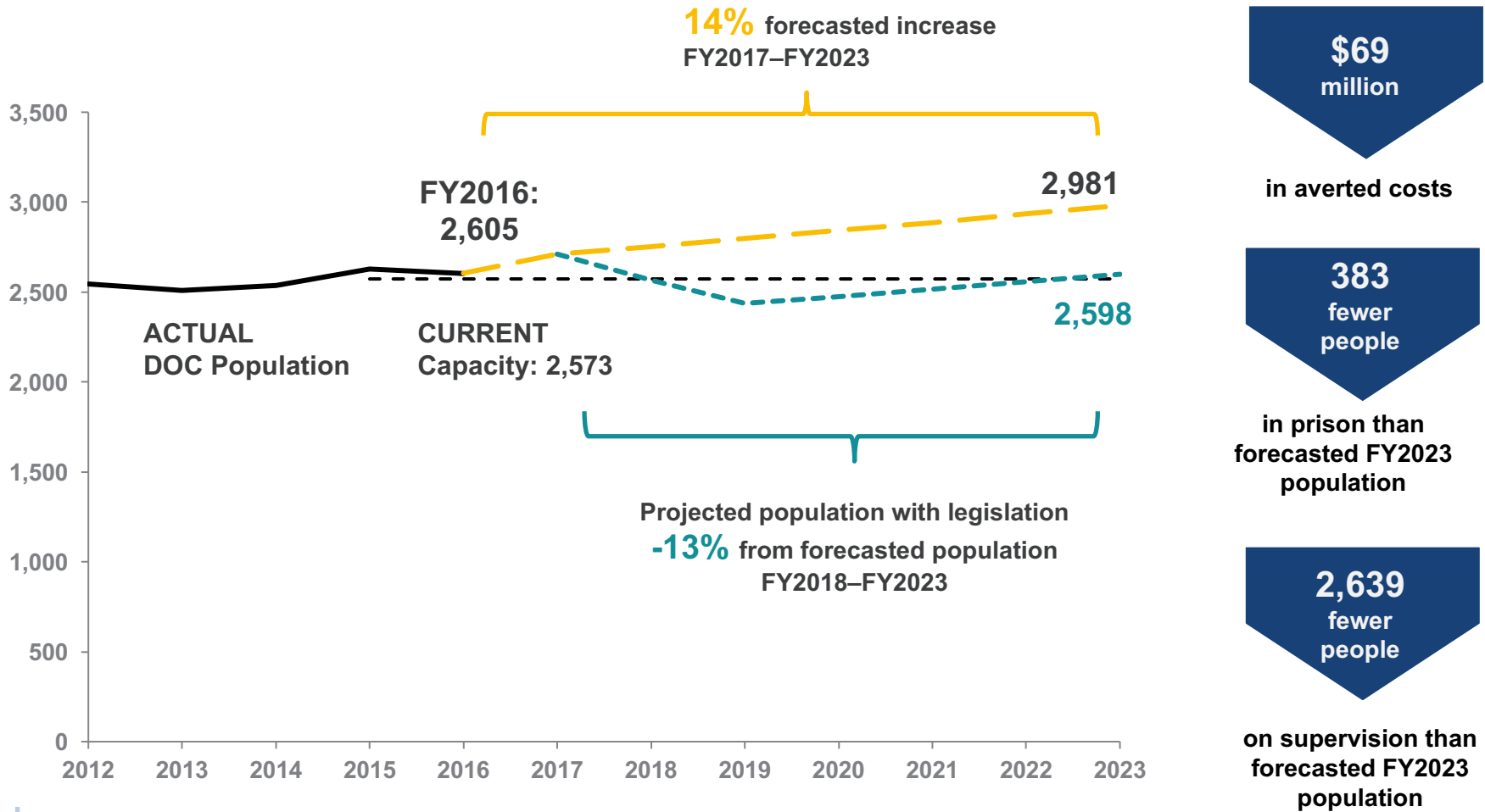
Montana Justice Reinvestment Key Metrics

Recommended metrics for Criminal Justice Oversight Council to monitor over time

Metric Type	Metric Area/Policy Goal	Key Metrics and Trends	Data Sources
Aggregate Metrics	Correctional populations	<ul style="list-style-type: none"> Prison population Probation, parole, and conditional release populations Prison admissions by offense class Prison releases by type Average length of stay for people in prison Average length of stay for people on active probation supervision 	DOC
	Sentencing trends	<ul style="list-style-type: none"> Sentence lengths imposed for felony and misdemeanor offenses by type 	DOC To be determined
Policy Specific Metrics	Implementation of a pretrial services grant program and a grant program to advance the development and expansion of deferred prosecution programs (SB 59) <i>July 1, 2017 effective date</i>	<ul style="list-style-type: none"> Number of pretrial services grants and amount of money disbursed Pretrial assessment results by risk level Pretrial measures, such as release, detention, and court appearance rates Number of people subject to deferred prosecution programs, if funding is obtained 	Courts DOC
	Expedited presentence Investigations (PSIs) and improved reports (SB 60) <i>October 1, 2017 effective date</i>	<ul style="list-style-type: none"> Time from guilty plea/PSI ordered to PSI submitted Time from PSI submission to sentencing 	DOC
	Certification for behavioral health peer support specialists by the Board of Behavioral Health (SB 62) <i>October 1, 2017 effective date</i>	<ul style="list-style-type: none"> Number of peer support specialists certified 	Board of Behavioral Health
	Probation and parole supervision changes including earlier conditional discharge and shorter probation sanctions and revocations (SB 63 and SB 64) <i>May 17 and July 1, 2017 effective dates</i>	<ul style="list-style-type: none"> Length of stay on supervision by risk level and number of transfers from active probation supervision to conditional discharge status for successful probationers Probation and parole revocation rates and number of revocations to prison or contract facility Length of stay for revocations to prison or contract facility Number of 30-day sanctions imposed 	DOC

		<ul style="list-style-type: none"> • Number of early termination petitions submitted to the court for successful probationers • Tracking Montana Incentives and Interventions Grid (MIIG) usage 	
	<p>Establishment of a full-time, five-member and requirement of the board to adopt parole guidelines to structure and guide parole release decisions (SB 64)</p> <p><i>July 1, 2017 effective date</i></p>	<ul style="list-style-type: none"> • Number of parole cases reviewed • Parole grant rate • Parole guidelines conformance rate • Average number of months beyond minimum eligibility date • Average number of months from parole approval to release • Number of cases reviewed for parole revocation 	Parole Board
	<p>Implementation of supportive housing grant program and housing rental vouchers (SB 65)</p> <p><i>October 1, 2017 effective date</i></p>	<ul style="list-style-type: none"> • Number of releases from custody to supportive housing per month • Number of grant recipients and amount of money disbursed • Number of housing voucher recipients and amount of money disbursed, if funding is obtained 	DOC Board of Crime Control
	<p>Implementation of a variety of sentencing changes, penalty reductions, and modification of the persistent felony offender designation (HB 133)</p> <p><i>July 1, 2017 effective date</i></p>	<ul style="list-style-type: none"> • Sentence disposition trends for specific offenses modified by HB 133, if possible • Sentence length imposed for specific offenses • Actual length of stay at DOC for prison dispositions • Changes in misdemeanor sentencing, if possible 	To be determined DOC Courts

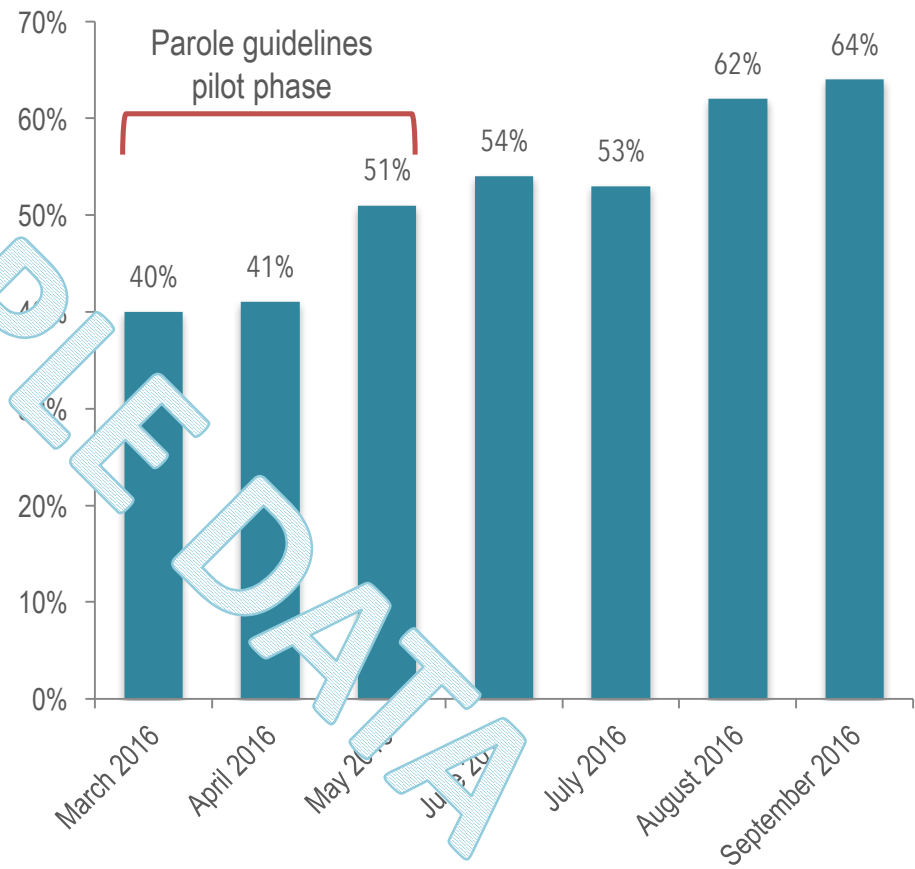
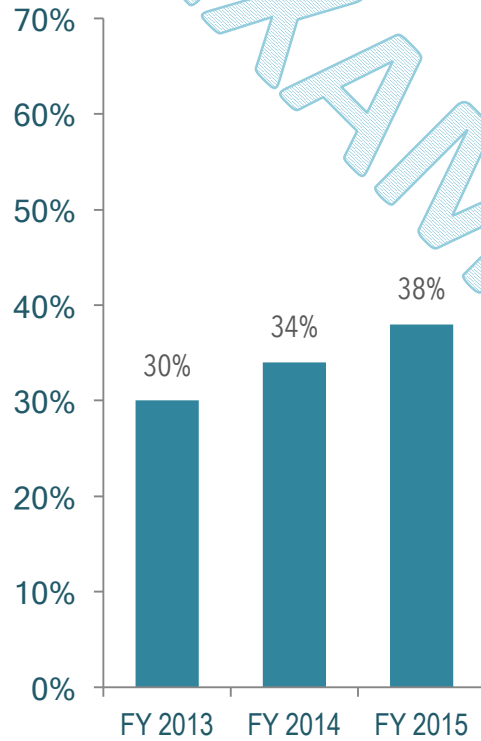
Montana's package of legislation is projected to avert prison population growth by 13 percent by FY23



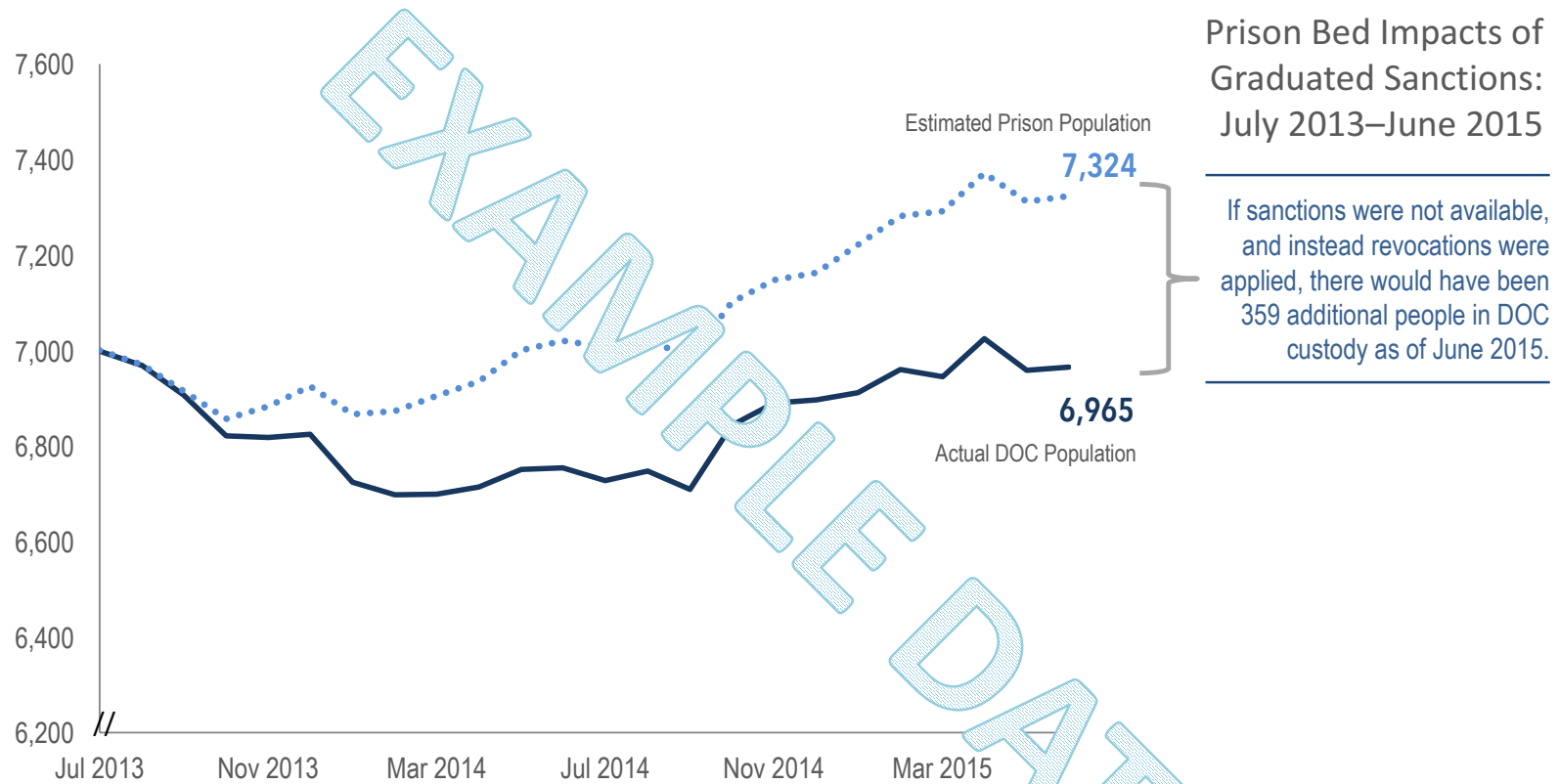
PAROLE GUIDELINES ARE ENSURING A DATA-DRIVEN RELEASE DECISION-MAKING PROCESS AND TRANSLATE INTO AN INCREASED GRANT RATE

Parole Board
Grant Rate:
FY2013–Sept
2016

Parole grant rate has increased under the use of actuarial decision-making guidelines.



GRADUATED SANCTIONS IN RESPONSE TO SUPERVISION VIOLATIONS ARE **AVERTING PRISON GROWTH**

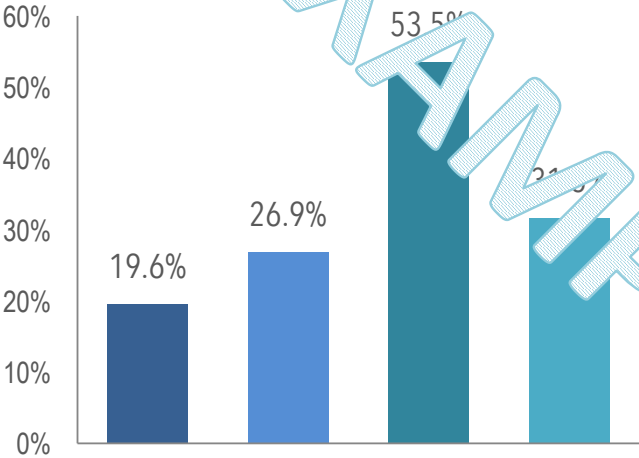


Prison Bed Impacts of Graduated Sanctions: July 2013–June 2015

If sanctions were not available, and instead revocations were applied, there would have been 359 additional people in DOC custody as of June 2015.

PROBATION REVOCATIONS DECLINE, NEW COURT COMMITMENTS DRIVING ADMISSION TRENDS

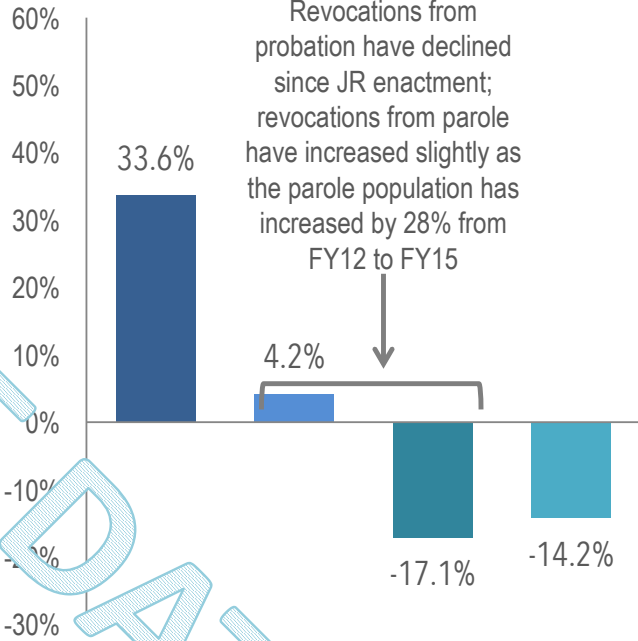
TRENDS BEFORE JRI
Percent Change in Prison Commitments
by Type:
2005–2011



Overall Commitments up 27.6%

- New Court Commitments
- Parole Revocations
- Probation Revocations
- Other Commitment Types

TRENDS AFTER JRI
Percent Change in Prison Commitments
by Type:
2012–2015



Overall Commitments up 11.3%

ROLL-OUT OF GRADUATED SANCTIONS PROVIDE SWIFT & CERTAIN REPOSSES TO VIOLATIONS OF PAROLE

Monthly Sanctions of Parole Population: Sept. 2015–June 2016

A new behavior response matrix now allows for graduated prison sanctions for individuals under parole supervision who commit certain technical violations.

Sanctions began being issued in September 2015 and data suggests growing utilization across the state.

